

## TIPS FOR TEACHING MEANINGFUL SOCIAL SKILLS



Regina M. Crone, Ph.D., BCBA-D, LBA

---

---

---

---

---

---

---

---

### MEET ME, REGINA CRONE.

- Master's & Ph.D. from UNT
- Classroom Teacher - 3 years
- Cameron, Kaylee, & Addy's Mommy
- I Love Texas
- Active in Public Policy & Professional Association Leadership
- Author of 2016 Published Study on Effective Parent Training Research Article Education and Treatment of Children



---

---

---

---

---

---

---

---

## IS IT THAT SIMPLE?

NOT AS SIMPLE AS IT SOUNDS



### SOCIAL SKILLS

A skill facilitating interaction and communication with others



---

---

---

---

---

---

---

---



## The Purpose of Social Skills

- Develop **meaningful relationships**
- Find commonality among groups
- Expand interest through others
- Learn from others to shape our own behavior



---

---

---

---

---

---

---

---

## Initial Social Barriers

- Limited Expressive Language
- Communicative Intent
- Attend to Activity
- Attending to adult instead of peer
- Seeing peers as demanding not reinforcing
- Failure to identify and use multiple cues
- Failure to select appropriate response



---

---

---

---

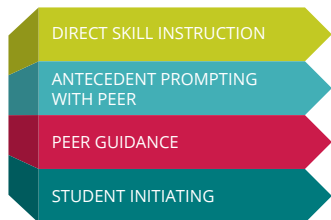
---

---

---

---

## Steps to Initial Social Solutions



---

---

---

---

---

---

---

---

## Direct Skill Interaction

Practice opportunities outside social context

Antecedent: review expectations of activity

Directly Reinforce social behaviors and labeling out loud



---

---

---

---

---

---

---

---

## Antecedent Prompting with Peer



### BEING A PAL, INVESTIGATOR

- Rules to follow: wait, listen, focus
- Set up expectations of the activity
- Prepare for prompts



### VERBALLY PROMPTING THE PEER

- Whisper prompts
- Write them down



### PRAISE THE PEER USING THE RULES

- Be specific



---

---

---

---

---

---

---

---

## Peer Guidance

State the expectations of the Activity

Suggest prompts the Learner may need

Suggest reinforcers the Learner may like

Interpret communicative intent of Learner if not clear

Praise the Peer for using the rules

- Be specific "I like how you are focused"



www.youarethehealthy.com

---

---

---

---

---

---

---

---

## Roles of Being Social

### ROLES OF SOCIAL BEHAVIOR

**RESPONDER** - response is selected based on initiator's cues

**INITIATOR (SD)** - appropriate non-verbal or verbal behavior is selected when motivated to initiate interaction.



---

---

---

---

---

---

---

---

## Tips for Successful Social Interactions

FADE your proximity systematically

WHISPER to Pal in the ear to prompt

Use TEXT when possible

GO SLOW...don't rush and never try to recreate a social moment. Just get ready for the next one!



---

---

---

---

---

---

---

---

## Measurement Assessment

### HOW DO WE MEASURE SOCIAL SKILL PROGRESS?

- Preliminary Datasheet
- Defining Social Skills Behaviorally
- 15-20 min. sample of behaviors

---

---

---

---

---

---

---

---

## Social Interaction Datasheet

Date: _____		Behavioral Tutor: _____		Peer: _____								
Duration: _____		List Activities:										
Peer	Student	1	2	3	4	5	6	7	8	9	10	Notes
SD Verbal	R Verbal											
SD Verbal	R Non-Verbal											
SD Non-Verbal	R Non-Verbal											
R Non-Verbal	SD Verbal											
R Verbal	SD Verbal											
R Non-Verbal	SD Non-Verbal											
Highlights						Challenges						




---

---

---

---

---

---

---

---

## Interaction Measurement



SD - Initiator

R - Responder




---

---

---

---

---

---

---

---

## Interaction Measurement



SD - Initiator

R - Responder




---

---

---

---

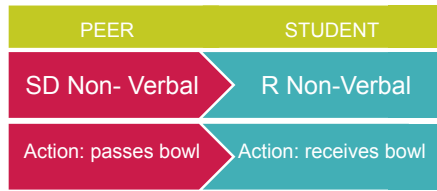
---

---

---

---

## Interaction Measurement



SD - Initiator

R - Responder




---

---

---

---

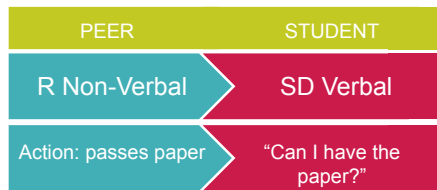
---

---

---

---

## Interaction Measurement



SD - Initiator

R - Responder




---

---

---

---

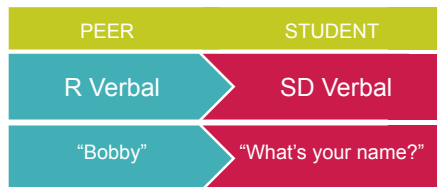
---

---

---

---

## Interaction Measurement



SD - Initiator

R - Responder




---

---

---

---

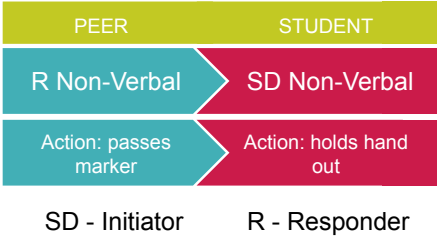
---

---

---

---

Interaction Measurement



---

---

---

---

---

---

---